



# WIND TURBINE NOISE, SLEEP AND HEALTH

Response to:

The Northumberland County Council Core  
Issues and Options Report Consultations

by

Dr Christopher Hanning  
BSc, MB, BS, MRCS, LRCP, FRCA, MD

On behalf of the Northumberland & Newcastle Society

July 2012

# Contents

## Summary

### 1. Introduction

- 1.1 Author's qualifications and expertise
- 1.2 N&NS brief
- 1.3 Scope of report
- 1.4 Source material

### 2. Background

- 2.1 Introduction
- 2.2 Sleep, sleep physiology and effects of noise
- 2.3 Psychological factors and noise sensitivity
- 2.4 Masking of turbine noise

### 3. Wind turbine noise, sleep and health

- 3.1 Introduction
- 3.2 Epidemiological and anecdotal studies
- 3.3 Expert opinion
- 3.4 Studies of health related effects
- 3.5 Sleep disturbance and health effects
- 3.6 Conclusions

### 4. ETSU-R-97

- 4.1. ETSU-R-97
- 4.2. Conclusions

### 5. Overall Conclusions and Recommendations

- 5.1 General Conclusions
- 5.2. Consultation Questions

### 6. Bibliography

### Figures and Tables

## Summary

The principle purpose in regulating the noise emissions of industrial wind turbines is the protection of the sleep of those living nearby. Adequate sleep is essential for human health and well being.

Current guidance, ETSU-R-97, was formulated in 1997 and has never been revised despite considerable research and evidence of harm. Wind turbine noise differs from other sources of noise, such as traffic, in character and in causing annoyance. "Annoyance" in this context constitutes a degree of stress sufficient to impair health. Wind turbine noise cannot be treated in the same way as other noise sources. Evidence from a range of sources, set out in this paper, shows that current guidance permits industrial wind turbines to be sited too close to residential properties for the preservation of sleep and health of the residents. My expert opinion is that the minimum setback of large (>2MW) industrial wind turbines should be at least 1.5km from residential properties.

Legal opinion is clear that guidance such as ETSU-R-97 can be set aside if relevant evidence is presented that was not available to those that framed the guidance. The evidence presented constitute material considerations and it is therefore entirely reasonable for a planning authority to enforce a minimum setback distance on the grounds of noise and health.

The evidence provided here leads me answer the following questions from the Northumberland Council Core Strategy Issues and Options report thus:

Question 58 - Public health impact must be considered when assessing renewable and low carbon energy schemes.

Question 61- The council should have a recommended separation distance for turbines from houses on health grounds and the current body of evidence would support a distance of at least 1.5km

CD Hanning  
July 2012

## **1. Introduction**

### **1.1 The author**

1.1.1. My name is Dr Christopher Hanning, Honorary Consultant in Sleep Disorders Medicine to the University Hospitals of Leicester NHS Trust, based at Leicester General Hospital, having retired in September 2007 as Consultant in Sleep Disorders Medicine. In 1969, I obtained a First class Honours BSc in Physiology and, in 1972, qualified in medicine, MB, BS, MRCS, LRCP from St Bartholomew's Hospital Medical School. After initial training in anaesthesia, I became a Fellow of the Royal College of Anaesthetists by examination in 1976 and was awarded a doctorate from the University of Leicester in 1996. I was appointed Senior Lecturer in Anaesthesia and Honorary Consultant Anaesthetist to Leicester General Hospital in 1981. In 1996, I was appointed Consultant Anaesthetist with a special interest in Sleep Medicine to Leicester General Hospital and Honorary Senior Lecturer to the University of Leicester.

1.1.2. My interest in sleep and its disorders began over 30 years ago and has grown ever since. I founded and ran the Leicester Sleep Disorders Service, one of the longest standing and largest services in the country, until retirement. The University Hospitals of Leicester NHS Trust named the Sleep Laboratory after me as a mark of its esteem. I was a founder member and President of the British Sleep Society and its honorary secretary for four years and have written and lectured extensively on sleep and its disorders and continue to be involved in research. My expertise in this field has been accepted by the civil, criminal and family courts. I have been accepted as an expert on sleep disturbance related to wind turbine noise by the Ontario High Court and Environmental Review Tribunals. I chaired the Advisory panel of the SOMNIA study and sit on the Advisory panel for the Medicated Sleep and Wakefulness study, both major projects investigating sleep quality in the elderly, and sit on Advisory panels for several companies with interests in sleep medicine. I am an Associate Member of the General

Medical Council, chairing Investigation Committee hearings. In 2010, I was invited to join the Board of the Society for Wind Vigilance.

1.1.3. I live in Ashby Magna, Leicestershire which is within 1km of the Low Spinney Wind Farm.

## **1.2. Brief from The Northumberland & Newcastle Society (N&NS)**

1.2.1. My brief from N&NS was to review the potential consequences of wind turbine noise and, in particular, its effect on sleep and health and to make recommendations with regard to minimum setback distances in the Local Plan. I was asked particularly to consider Questions 58 and 61 of the Consultation: *“Do you agree or disagree with the Council’s approach to contributing to the delivery of renewable energy?”* and *“In the absence of new national guidance should the Core Strategy include minimum or recommended separation distances between commercial scale wind developments and residential properties and other sensitive developments?”*

## **1.3. Scope of report.**

1.3.1. This report centres on the effects of industrial wind turbine noise on sleep and consequent effects on health as this is the particular area of expertise of the author.

## **1.4. Source material**

1.4.1. A full list of the publications cited and other source material is given in Section 7 and are cited in the text. Where several articles come to the same conclusion, only the most recent may be cited, in the interests of brevity. As far as possible, articles published in peer reviewed journals are cited. However, it is inevitable that some of the material is available only on the internet reflecting the paucity of government sponsored research, particularly in the UK.

## 2. Background

### 2.1. Introduction

2.1.1. There can be no reasonable doubt that industrial wind turbines whether singly or in groups (“wind farms”) generate sufficient noise to disturb the sleep and impair the health of those living nearby and this is now widely accepted. A recently published peer reviewed editorial in the British Medical Journal (Hanning 2012) states: “*A large body of evidence now exists to suggest that wind turbines disturb sleep and impair health at distances and external noise levels that are permitted in most jurisdictions, including the United Kingdom.*” “*When seeking to generate renewable energy through wind, governments must ensure that the public will not suffer harm from additional ambient noise*”. An Ontario Environmental Review Tribunal heard evidence from over 20 expert witnesses (including the author) in 2011 and concluded “*... the debate should not be simplified to one about whether wind turbines can cause harm to humans. The evidence presented to the Tribunal demonstrates that they can, if facilities are placed too close to residents. The debate has now evolved to one of degree.*” (Case Nos. 10-121 and 10-122. p 207). In reviewing potential health impacts of sustainable energy sources, three leading members of the National Institute of Environmental Health Sciences, part of the US National Institutes of Health, state: “*Wind energy will undoubtedly create noise, which increases stress, which in turn increases the risk of cardiovascular disease and cancer.*” (Gohlke et al. 2008). Section 5.1.1 of the draft New Zealand standard on wind farm noise, 2009, states: “*Limits for wind farm noise are required to provide protection against sleep disturbance and maintain reasonable residential amenity.*” ETSU-R-97 is predicated in part on earlier WHO guidelines and was intended to avoid sleep disturbance. As will be demonstrated, the ETSU-R-97 night time limits were set too high to prevent sleep disturbance. Reports from many different locations and different countries have a common set of symptoms and have been documented by Frey and Hadden (2012). New cases are documented regularly on the Internet. The symptoms include sleep disturbance, fatigue, headaches,

dizziness, nausea, changes in mood and inability to concentrate and have been named “wind turbine syndrome” by Dr Nina Pierpont (2009). The experiences of the Davis (2008) family from Lincolnshire whose homes were around 900m from wind turbines make salutary reading. The noise, sleep disturbance and ill health eventually drove them from their homes. The Davises subsequently took the developers and land owners to the High Court. An out of court settlement was reached before judgement had been made. Similar stories have been reported from around the world, usually in anecdotal form but in considerable numbers.

2.1.2. Phillips, an epidemiologist, has reviewed all of the anecdotal cases and case series and, in a peer reviewed journal, contends that the quantity, consistency and ubiquity of the complaints is *prima facie* epidemiological evidence of a causal link between wind turbine noise, sleep disruption and ill health (Phillips 2011).

2.1.3 The World Health Organisation Environmental Burden of Disease – European countries project (WHO EBoDE) (WHO, 2011) selected nine environmental stressors for study, including noise (S6). “*The health effects of environmental noise were selected to cover psychosocial (sleep disturbance), cardiovascular effects (elevated blood pressure, Ischaemic Heart Disease including myocardial infarction) and learning performance.*” These choices emphasise the importance that WHO place upon the effects of environmental noise on sleep disturbance.

## **2.2. Sleep, sleep physiology and the effects of noise**

2.2.1. Sleep is a universal phenomenon. Every living organism contains, within its DNA, genes for a body clock which regulates an activity-inactivity cycle. In mammals, including humans, this is expressed as one or more sleep periods per 24 hours. Sleep was previously thought to be a period of withdrawal from the world designed to allow the body to recuperate and repair itself. However, modern research has shown that sleep is primarily by the brain and for the brain. The major purpose of sleep seems to be the

proper laying down and storage of memories, hence the need for adequate sleep in children to facilitate learning and the poor memory and cognitive function in adults with impaired sleep from whatever cause.

2.2.2. Inadequate sleep has been associated not just with fatigue, sleepiness and cognitive impairment but also with an increased risk of obesity, impaired glucose tolerance (risk of diabetes), high blood pressure, heart disease, cancer, depression and impaired immunity as shown by susceptibility to the common cold virus. Sleepy people have an increased risk of road traffic accidents. Sleepiness, as a symptom, has as much impact on health as epilepsy and arthritis. It is not insignificant.

2.2.3 Humans have two types of sleep, slow wave (SWS) and rapid eye movement (REM). SWS is the deep sleep which occurs early in the night while REM or dreaming sleep occurs mostly in the second half of the night. Sleep is arranged in a succession of cycles, each lasting about 90 minutes. We commonly wake between cycles, particularly between the second and third, third and fourth and fourth and fifth cycles. Awakenings are not remembered if they are less than 30 seconds in duration. As we age, awakenings become more likely and longer so we start to remember them.

Even while deeply asleep, the brain is processing sounds and deciding whether they merit awakening either because the sound has meaning or constitutes a threat. For example, at the same noise level, awakening is more likely when one's name is called rather than a non-specific noise. Similarly, a mother will wake when her baby cries but not for a passing car.

2.2.4. Noise interferes with sleep in several ways. Firstly, it may be sufficiently audible and annoying to prevent the onset of sleep or the return to sleep following an awakening. It is clear also that some types of noise are more annoying than others. Constant noise is less annoying than irregular noise which varies in frequency and loudness, for example, snoring, particularly if accompanied by the snorts of sleep apnoea (breath holding). The swishing or thumping impulsive noise associated with wind turbines seems to be



particularly annoying as the frequency and loudness varies with changes in wind speed and local atmospheric conditions and the character of the noise may be perceived as threatening. While there is no doubt of the occurrence of these noises and their audibility over long distances, up to 3-4km in some reports, the actual cause has not yet been fully elucidated (Bowdler 2008). Despite recommendations by the Government's own Noise Working Group, government sponsored research in this area has been stopped. Stigwood (2008), an independent noise consultant, has demonstrated that this noise pattern is common with large turbines.

2.2.5. Secondly, noise experienced during sleep may arouse or awaken the sleeper. A sufficiently loud or prolonged noise will result in full awakening which may be long enough to recall. Short awakenings are not recalled as, during the transition from sleep to wakefulness, one of the last functions to recover is memory (strictly, the transfer of information from short term to long term memory). The reverse is true for the transition from wakefulness to sleep. Thus only awakenings of longer than 20-30 seconds are subsequently recalled. Research that relies on recalled awakenings alone will therefore underestimate the effect.

2.2.6. Noise insufficient to cause awakening may cause an arousal. An arousal is brief, often only a few seconds long, with the sleeper moving from a deep level of sleep to a lighter level and back to a deeper level. Because full wakefulness is not reached, the sleeper has no memory of the event but the sleep has been disrupted just as effectively as if wakefulness had occurred. It is possible for several hundred arousals to occur each night without the sufferer being able to recall any of them. The sleep, because it is broken, is unrefreshing resulting in sleepiness, fatigue, headaches and poor memory and concentration (Martin 1997), many of the symptoms of "wind turbine syndrome". Arousals are associated not just with an increase in brain activity but also with physiological changes, an increase in heart rate and blood pressure, which are thought to be responsible for the increase in cardiovascular risk. A clear relationship between high blood pressure and aircraft noise exposure has been shown by the HYENA consortium (Jarup

2008) and between traffic noise and high blood pressure for adults (Barregard 2009) and, worryingly, for preschool children (Belojevic 2008). The MESA study has suggested a link between exposure to traffic and alterations in heart function (Van Hee 2009) and Selander and colleagues (2009) have suggested a link with myocardial infarction (heart attack) but neither could separate noise effects from pollution. Arousals occur naturally during sleep and increase with age (Boselli 1998), as do awakenings which may make the elderly more vulnerable to wind turbine noise. Arousals may be caused by sound events as low as 32 dB(A) and awakenings with events of 42dB(A) (Muzet and Miedema 2005). Arousals in SWS may trigger a parasomnia (sleep walking, night terrors etc.). Pierpont (2009) notes that parasomnias developed in some of the children exposed to turbine noise in her study group.

2.2.7. Arousals are caused by aircraft, railway and traffic noise. In one study of aircraft noise, arousals were four times more likely to result than awakenings and resulted in daytime sleepiness (Basner 2011). Freight trains are more likely to cause arousals than passenger trains, presumably because they are slower, generating more low frequency noise and taking longer to pass (Saremi 2008). The noise of wind turbines has been likened to a “passing train that never passes” which may explain why wind turbine noise is prone to cause sleep disruption. A recent study of over 18000 subjects has shown a link between exposure to traffic noise and “the risk of getting up tired and not rested in the morning (de Kluizenaar, 2009). This study, together with that of Basner (2011) confirms that excessive noise disturbs sleep sufficiently to impair its restorative properties and adds credence to the anecdotal reports of those living near wind turbines.

2.2.8. Noise character is an important factor in determining whether an arousal occurs. Solet and colleagues (Solet et al. 2010) in a study of the effects of noise on hospital inpatients determined the likelihood of an arousal at different sound levels for a range of sounds from telephone, intravenous fluid pump alarm, conversation, door closing, a jet aircraft passing and a helicopter landing (Figure 1, see end of text). Those sounds with an

impulsive quality (telephone and alarm) were much more likely to cause an arousal than steadier noises such as conversation. The noise least likely to cause an arousal was the jet aircraft. Note too that for the most arousing noises, at 40dB LA<sub>eq10sec</sub>, 80-90% of the stimuli caused an arousal. It is evident that arousals will still occur at noise levels well below 35dBA.

2.2.9. Studies of different alarm signals have shown that arousals and awakenings occur at lower sound levels with low frequency sounds than those of higher frequency (Bruck 2009). Repeated short beeps of 400-520Hz were most intrusive, leading to arousal and awakening. Wind turbine noise often has a considerable low frequency component and has an impulsive nature which may, in part, explain its adverse effect on sleep. A recent laboratory study of the effects of air, road and rail traffic noise on sleep showed that the differences were explained by sound pressure level rise time, faster rises being more likely to arouse (Basner 2011). A characteristic of wind turbine noise is the rapid rise time which may explain, in part its propensity to disturb sleep.

2.2.10. It is often claimed that continual exposure to a noise results in habituation, i.e. one gets used to the noise. There is no research to confirm this assertion. A recent small study (Pirrera et al. 2009) looking at the effects of traffic noise on sleep efficiency suggests that habituation does not occur. Griefahn and colleagues (2008) have found that the increases in heart rate with traffic noise induced arousals show no habituation.

2.2.11. Sleep disturbance and impairment of the ability to return to sleep is not trivial as almost all of us can testify. The elderly may be more vulnerable, not just because they have more spontaneous awakenings than the young but because their high frequency hearing loss may remove some of the masking of the lower frequency noise characteristic of wind turbines. In the short term, the resulting deprivation of sleep results in daytime fatigue and sleepiness, poor concentration and memory function. Accident risks increase. In the longer term, sleep deprivation is linked to depression, weight gain, diabetes, high blood pressure and heart disease. There is a

very large body of literature but please see the 2009 WHO/EU Night Noise Guidelines for Europe (WHO, 2009) for a fuller consideration.

2.2.12. Sleep spindles are short bursts of high frequency oscillation seen in the brain's electrical activity (electroencephalogram, EEG) during SWS and are a marker of sleep stability. Recent research has shown that subjects with a higher spindle rate are less likely to show an arousal in response to a transient noise than a subject with a lesser rate and are less likely to report that noise disturbs their sleep (Dang-Vu et al., 2010). The spindle rate decreases with age, explaining the vulnerability of the elderly to noise induced sleep disruption. Insomniacs, when asleep, do not have necessarily have reduced spindle counts, thus suggesting that sensitivity to noise while asleep is not purely psychological but has a physical basis thus confirming the finding that noise sensitivity is, to a large degree, inherited.

A plot of sound level against the probability of stable sleep is presented (Figure 2 see end of text). This is effectively an inverted dose-response curve of log sound pressure against the likelihood of an arousal. The study only examined noise stimuli of 40-70dB(A). However, it is reasonable to extrapolate backwards to lower noise levels. For subjects with a low spindle rate, even at a stimulus level of 35dB(A) there would be an approximate 50% probability of an arousal and a 30% probability at 30dB(A). The subjects were 26.3 ( $\pm$  7.5) years of age. Older subjects would be expected to have even fewer spindles and to be even more sensitive to noise. This study confirms the findings of Solet that sleep disturbance can occur at sound levels below 35dBA.

### **2.3. Psychological factors and noise sensitivity**

2.3.1. There is considerable interaction between the psychological response to noise and sleep disturbance, each worsening the other. It is well recognised that psychological factors and personality traits influence the response to noise. Approximately 15% of the population are noise sensitive and have

both a lowered annoyance level and an enhanced cortisol response, a physiological marker of stress. Noise sensitivity is considered to be a stable, partly heritable, personality trait; the noise sensitive being at one end of a continuum with the noise tolerant at the other. It is often implied that those who are highly annoyed by noise, including wind turbine noise, are motivated simply by a dislike of the noise source or are psychologically disturbed in some way. This is simply not the case, the response of the noise sensitive being as normal a reaction as that of the noise tolerant.

2.3.2. The noise sensitive are more likely to have stress related disorders, anxiety, headaches etc and worse sleep than the average. They are more likely to be found in the countryside where noise disturbance is less. Pedersen (2004) reported that 50% of her rural subjects were rather or very noise sensitive. Noise sensitivity is more likely in those with brain injury, psychological disorders such as dyslexia and Autistic Spectrum Disorder and increased community noise may exacerbate depression in susceptible individuals.

Flindell and Stallen (1999) listed factors influencing the degree of annoyance to noise:

- Perceived predictability of the noise level changing
- Perceived control, either by the individual or others
- Trust and recognition of those managing the noise source
- Voice, the extent to which concerns are listened to
- General attitudes, fear of crashes and awareness of benefits
- Personal benefits, how one benefits from the noise source
- Compensation, how one is compensated due to noise exposure
- Sensitivity to noise
- Home ownership, concern about plummeting house values
- Accessibility to information relating to the noise source

to which may be added:

- Perceived value of the noise source

- Expectation of peace and quiet
- Visual impact

Disempowerment and loss of control is a common theme from reports of those subjected to excessive wind turbine noise. The impulsive character of the noise is perceived as threatening and it can not be escaped being audible within the home, the usual source of refuge and quiet to permit restoration (Pedersen 2008), a considerable loss of amenity. The end result is fear and anger at loss of control over the living environment with increased stress responses including increased difficulty in initiating and maintaining sleep. The increased wakefulness at night and the lower quality sleep increase the impact of nocturnal turbine noise on sleep, increasing the daytime fatigue and stress and so on in a reinforcing cycle.

2.3.3. The psychological response to noise and noise sensitivity is a complex area and an excellent review is given by Shepherd, a psychoacoustician (Shepherd 2010).

## **2.4. Masking of turbine noise**

2.4.1. One of principles of ETSU-R-97 methodology is that background noise masks turbine noise. This is not the case as has been shown by a number of studies.

2.4.2. Nelson (2007), in a small laboratory based study examined the ability of background noise to mask turbine noise. When background noise and turbine noise were adjusted to the same loudness, the residual perceived loudness of the turbine noise was approximately half of its unmasked value (1.8sone). Even when the background noise was increased from 41 to 49dB(A) the turbine noise was not fully masked. Hayes, of the Hayes McKenzie Partnership (Hayes 2007) has interpreted this by stating in evidence that: *“one would expect the wind turbine (warranted to be free of tonal noise) to be audible even if the turbine noise was 10 - 15 dB below the*

*background noise level*". It can be inferred that if tonal noise is present, the turbine noise will be audible at a greater level below background noise.

2.4.3. Bolin (2009) has reported an experimental study of the masking of wind turbine noise by vegetation noise (leaves rustling etc). Subjects were exposed to vegetation noise in a laboratory and turbine noise introduced at varying sound pressures and vice versa and a threshold for detection determined. The results were compared with the Moore and Glasberg methods for calculating masking. The results suggest that: "*....existing models of partial masking overestimate the ability to conceal wind turbine noise in ambient sounds.*" In other words, wind turbine noise is not masked as well as current models predict and is thus more intrusive. This is in accord with the work of Nelson, van den Berg, Miedema and Pedersen (2010) who show that traffic noise does not mask wind turbine noise as well as predicted.

2.4.4. It is quite clear that Hayes' evidence that turbine noise is audible 10-15dB below background is entirely correct. This basic premise of ETSU-R-97 is thus false.

2.4.5. Sound with the impulsive characteristics of wind turbine noise is chosen for alarm systems because of its audibility below background noise as well as its ability to arouse a sleeper. These characteristics of wind turbine noise are probably the reason why it is more annoying than other noise sources such as road traffic and why it appears to cause more sleep disturbance.

### **3. Wind turbine noise, sleep and health**

#### **3.1. Introduction**

3.1.1. The evidence above demonstrates that it is entirely plausible that wind turbine noise has the potential to cause arousals, sleep fragmentation and sleep deprivation. As noted above, the draft New Zealand standard on wind

farm noise acknowledges that sleep disturbance is the major adverse consequence of wind turbine noise for humans.

3.1.2 Unfortunately **all** government and industry sponsored research in this area has used **reported awakenings** from sleep as an index of the effects of turbine noise and tend to dismiss the subjective symptoms. Because most of the sleep disturbance is not recalled, this approach seriously **underestimates** the effects of wind turbine noise on sleep.

3.1.3. In my expert opinion, the weight of evidence is that large industrial wind turbines pose an unacceptable risk to the sleep quality and health of receptors who live within 1.5km.

3.1.4. I base my opinion on the following groups of evidence:

1. Epidemiological studies and anecdotal reports of harm following exposure to wind turbine noise.
2. Opinions from other experts as to appropriate setback distances.
3. Studies of health related effects such as annoyance. Some of these studies have commented on the effects of sleep but have not used appropriate outcome measures.
4. Studies of health effects and sleep disturbance.

## **3.2. Epidemiological and anecdotal studies.**

3.2.1. There are a large number of anecdotal reports and surveys. In the interests of brevity, they will not be detailed here but are described in an online review (Hanning 2010). One survey is particularly worthy of mention, WindVoice (Krogh 2011), as the results have been published in a peer-reviewed journal. WindVoice is a self-reporting survey of communities affected by wind turbine noise. As of July 2010, 144 responses had been received of which 118 reported one or more health effects. 84 (58%) reported sleep disturbance and 85 (59%). There were no age differences between those that reported sleep disturbance (51.5 yr (19-79)) and those that did not (52.2 yr (26-86)). All bar five of those reporting sleep



disturbance live within 1500m of the turbines adding further support to a minimum setback of at least that distance.

- 3.2.2. The anecdotal reports are commonly dismissed in industry sponsored reviews (for example, Colby et al. 2009) as not acceptable evidence. Phillips, an epidemiologist, in a peer reviewed article (Phillips 2011) has examined these claims, reviewed the evidence and concluded:

*“There is overwhelming evidence that wind turbines cause serious health problems in nearby residents, usually stress-disorder type diseases, at a nontrivial rate. The bulk of the evidence takes the form of thousands of adverse event reports. There is also a small amount of systematically-gathered data. The adverse event reports provide compelling evidence of the seriousness of the problems and of causation in this case because of their volume, the ease of observing exposure and outcome incidence, and case-crossover data. Proponents of turbines have sought to deny these problems by making a collection of contradictory claims including that the evidence does not “count”, the outcomes are not “real” diseases, the outcomes are the victims’ own fault, and that acoustical models cannot explain why there are health problems so the problems must not exist. These claims appeared to have swayed many non-expert observers, though they are easily debunked.”*

- 3.2.3. The weight of epidemiological evidence is that wind turbine noise adversely effects health at distances of at least 1.5km.

### **3.3. Expert opinion**

- 3.3.1. The opinions on setback distances for 16 groups of scientists, legislators and acousticians are shown in Table 1 (Hanning 2010). The mean (range) setback distance recommended is 2.08km (1-3.2). Other recommendations are given in the text

3.3.2. Thorne, an Australian acoustician who has investigated wind turbine and their health effects concludes: *“A sound level of LAeq 32 dB outside a residence and above an individual’s threshold of hearing inside the home are identified as markers for serious adverse health effects affecting susceptible individuals.”* (Thorne 2011).

3.3.3. The weight of expert opinion is that wind turbine noise adversely effects health at distances of at least 1.5km.

### **3.4. Studies of health related effects.**

3.4.1. Phipps and others (2007) surveyed 1100 New Zealand households sited up to 3.5 km from a wind farm, 604 responded. 75% of all respondents reported being able to hear the noise. Two separate developments have placed over 100 turbines with capacities from 600kW to 1.65MW in a hilly to mountainous area. It has been suggested that mountainous areas may allow low frequency noise to travel further which may explain the long distance over which the turbines were heard. This suggestion tends to be confirmed by a recent study which is detailed below for convenience.

Phipps (2007a) has reported a further analysis of this data. All subjects lived more than 2km from the turbines, 85% living within 3.5km. 13% of 284 respondents heard the turbines at night either frequently or most of the time. 42 households reported occasional sleep disturbance from turbine noise and 26 were disturbed either frequently or most of the time. Phipps concludes that the New Zealand Standard for Wind Turbine Noise should be modified so that “the sound level from the wind farm should not exceed, at any residential site, and at any of the nominated wind speeds, the background sound level (L<sub>95</sub>) by more than 5 dBA, or a level of 30 dBA L<sub>95</sub>, whichever is less.”

3.4.2. Van den Berg (2004) found that residents up to 1900 m from a wind farm expressed annoyance with the noise, a finding replicated in his more recent study reported below. Dr Amanda Harry (2007), a UK GP, conducted

surveys of a number of residents living near several different turbine sites and reported a similar constellation of symptoms from all sites. A study of 42 respondents showed that 81% felt their health had been affected, in 76% it was sufficiently severe to consult a doctor and 73% felt their life quality had been adversely impacted. This study is open to criticism for its design which invited symptom reporting and was not controlled. While the proportion of those affected may be questioned it nevertheless indicates strongly that some subjects are severely affected by wind turbine noise at distances thought by governments and the industry to be safe.

3.4.3. Project WINDFARMperception. van den Berg and colleagues (2008) from the University of Groningen in the Netherlands have published a major questionnaire study of residents living within 2.5km of wind turbines, Project WINDFARMperception. A random selection of 1948 residents were sent a similar questionnaire to that used by Pedersen in her studies in Sweden (2003, 2004, 2007 and 2008), questions on health, based on the validated General Health Questionnaire (GHQ), were added. 725 (37%) replied which is good for a survey of this type but, nevertheless, may be a weakness. Non-respondents were asked to complete a shortened questionnaire. Their responses did not differ from full respondents suggesting the latter are representative of the population as a whole.

Questions on wind turbine noise were interspersed with questions on other environmental factors to avoid bias. The sound level at the residents' dwellings was calculated, knowing the turbine type and distance, according to the international ISO standard for sound propagation, the almost identical Dutch legal model and a simple (non spectral) calculation model. The indicative sound level used was the sound level when the wind turbines operate at 8 m/s in daytime -that is: at high, but not maximum power. Ground absorption was set to 1.0, a 100% sound absorbing surface. Typical values are around 0.5 and thus the sound levels may have been underestimated. Noise exposure ranged between 24 and 54dB LAeq. It is worth noting that the wind industry was approached for assistance in the research but refused. Complaints such as annoyance, waking from sleep, difficulty in

returning to sleep and other health complaints were related to the calculated noise levels.

Relevant conclusions include. *“Sound was the most annoying aspect of wind turbines”* and was more of an annoyance at night. Interrupted sleep and difficulty in returning to sleep increased with calculated noise level as did annoyance, both indoors and outdoors. Even at the lowest noise levels, 20% of respondents reported disturbed sleep at least one night per month. At a calculated noise level of 30-35dB LAeq, 10% were rather or very annoyed at wind turbine sound, 20% at 35-40dB LAeq and 25% at 40-43dB LAeq, equivalent to 38-41dB LA<sub>90</sub>, less than the permitted minimum ETSU-R-97 night time level.

Project WINDFARM perception further found that *“Three out of four participants declare that swishing or lashing is a correct description of the sound from wind turbines. Perhaps the character of the sound is the cause of the relatively high degree of annoyance. Another possible cause is that the sound of modern wind turbines on average does not decrease at night, but rather becomes louder, whereas most other sources are less noisy at night. At the highest sound levels in this study (45 decibel or higher) there is also a higher prevalence of sleep disturbance.”* The lack of a control group prevents this group from making firmer conclusions about turbine noise and sleep disturbance but it is clear that as ETSU-R-97 permits an exterior night time noise level of 43dB, relying on its calculations will guarantee disturbed sleep for many of those living nearby.

van den Berg concluded also that, contrary to industry belief, road noise does not adequately mask turbine noise and reduce annoyance and disturbance. In addition, the authors compared their results with studies by Miedema on the annoyance from road, rail and air related noise. Wind turbine noise was several times more annoying than the other noise sources for equivalent noise levels (**Fig 3**). Similar data is given by Pedersen (2004) (**Fig 4**) – see end of text.

With regard to health it was concluded that: *“There is no indication that the sound from wind turbines had an effect on respondents’ health, except for the interruption of sleep. At high levels of wind turbine sound (more than 45 dB(A)) interruption of sleep was more likely than at low levels. Higher levels of background sound from road traffic also increased the odds for interrupted sleep. Annoyance from wind turbine sound was related to difficulties with falling asleep and to higher stress scores. From this study it cannot be concluded whether these health effects are caused by annoyance or vice versa or whether both are related to another factor.”* The conclusions regarding general health are not justified from the data for the reasons given below and must be disregarded.

Project WINDFARMperception is currently the largest study in this field but the study is not without considerable flaws. The study may be criticised for using calculated noise levels and for not having a control group (residents not living near turbines). While several of the contributors have expertise in the investigation of health matters, none has specific expertise in the physiology and pathophysiology of sleep. The purpose of the study, as its title suggested, was the public perception of wind turbines and their noise. Health questions were added but were of a very general nature. The small number of respondents suggests that any conclusions as to the apparent lack of an effect on health must be regarded as tentative.

The analysis of reported sleep interruption and wind turbine sound levels is flawed by the use of subjects exposed to calculated external turbine sound levels of <30dB(A) (p53) as the “controls”. It has been noted by several studies that calculated turbine noise is often less than measured noise and that levels as low as 30dB(A) can cause annoyance (Pedersen 2007). Examination of the odds ratio for different calculated sound levels (Table 7.42) shows that it increases progressively with increasing sound levels starting at 30-35dB(A) and becomes statistically significant for levels >45dB(A). If, as is not impossible, the “control” group had its sleep disturbed by wind turbine noise then the actual effect would be underestimated.

The major objection to the conclusions on health is that the study is grossly under-powered (insufficient subjects were studied for any degree of statistical confidence). Marked ill-health, “Wind turbine syndrome”, to the degree reported by Pierpont (2009), does not seem to be common even amongst those exposed to high noise levels. The study tried to detect chronic disease with the GHQ, which is a fairly crude instrument. Assuming that “wind turbine syndrome” affects 1% of those exposed to calculated sound levels >45dB(A) and that 25% of the general population suffer from chronic disease (p47) then at least 30,000 subjects would need to be studied in each group (>45dB(A) v <30dB(A)) to be able to prove a difference with 95% certainty. Even if a prevalence of “wind turbine syndrome” of 5% of those exposed to >45dB(A) is assumed, then there must be at least 1250 subjects in each group. It is possible also that those with a degree of ill health are more vulnerable and more likely to develop symptoms. A general health questionnaire will not detect such people and symptom specific surveys will be required. This study therefore can not conclude that wind turbines do not cause ill health of any degree, it can not even make conclusions about severe ill health.

- 3.4.4. Pedersen, van den Berg and others (Pedersen 2009a&b) have further analysed the data in an attempt to model a generalised dose-response relationship for wind turbine noise. A noise metric, Lden, was calculated. Lden is based on long-term equivalent sound pressure levels adjusted for day (d), evening (e) and night). Penalties of 5 and 10dB are added for evening and night hours respectively to reflect the need for quietness at those times. dB(A) LAeq values for wind turbines may be transformed to Lden values by adding  $4.7 \pm 1.5$  dB (van den Berg 2008). Annoyance is used as the principal human response to wind turbine noise in this analysis. In this context, “annoyance” is more than simply irritation but is a measure of lack of well-being in a wider sense (Pedersen 2009a) and is contrary to the WHO definition of health.

Annoyance increased with increasing sound levels, both indoors and outdoors. The proportion who were rather and very annoyed at different

sound levels are shown in Table I. In summary, when outside, 18% were rather or very annoyed at sound levels of 35-40 and 40-45 dB LAeq compared to 7% at 30-35dB LAeq and 2% at <30dB LAeq. When inside, the equivalent figures were 1% at <30dB LAeq, 4% at 30-35dB LAeq, 8% at 35-40dB LAeq and 18% at 40-45dB LAeq. Those respondents who had an economic interest in the turbines had lower levels of annoyance while negative views of the visual impact of turbines increased the likelihood of annoyance.

Although the authors do not seek to recommend minimum sound levels, they do note that turbine noise was more annoying than other sources, with the possible exception of railway shunting yards and was more noticeable at night. They conclude that: “...*night time conditions should be treated as crucial in recommendations for wind turbine noise limits.*” Nevertheless, it is clear from this analysis that external predicted turbine sound levels should be less than 35dB LAeq (33dB LA<sub>90</sub>), considerably less than those permitted by ETSU R 97, in order to reduce effects on nearby residents to acceptable levels.

3.4.5. Pedersen (2009a&b) has recently combined the datasets from three studies (Pedersen 2004 (SWE00)) and 2007 (SWE05) and van den Berg 2008 (NL07)) as they used similar questionnaires giving a total of 1764 subjects. A strong correlation was seen in all studies between calculated A weighted sound pressure levels and outdoor annoyance as noted above.

Even at sound pressures of 30-35 dB LAeq, 5-12% of subjects were very annoyed. Correlations were found also between annoyance and symptoms of stress (headache, tiredness, tension and irritability) confirming that “annoyance” is more than irritation and is a marker of impaired health. The sleep disturbance question did not ask causation of the sleep disturbance and a background level would therefore be expected from other causes (traffic noise, weather, etc). Nevertheless, there was a clear increase in levels of sleep disturbance with A-weighted sound pressure in studies SWE00 and NL005. (Figure 5, See end of text). Pedersen states “*In the first*

*Swedish study (SWE00) the increase of respondents that reported sleep interruption appears to be between the sound level interval 35-40 dB(A) and 40-45 dB(A). The increase came at higher sound levels in the Dutch study (NL07); between the interval 40-45 dB(A) and >45 dB(A)".* All values are LAeq. There is no true measurement of background levels of sleep disturbance as no study had a control group, it is difficult therefore to determine at what sound pressure level turbine noise begins to have an effect. but even the conservative levels suggested above are less than those permitted by ETSU R 97.

3.4.6. The weight of evidence of the health related consequences of wind turbine noise is that it adversely effects health at distances of at least 1.5km.

### **3.5. Sleep disturbance and health effects.**

3.5.1. The Pedersen and van den Berg studies cited above, showed that a significant proportion of receptors are affected at noise levels less than those permitted by ETSU R 97, even though they used an insensitive measure of sleep disturbance. The studies by Shepherd and Nissenbaum and colleagues show convincingly that wind turbine noise levels permitted under ETSU R 97 have a serious adverse effect on sleep.

3.5.2. Dr Daniel Shepherd, (2012) a psychoacoustician from the University of Auckland, New Zealand, has published, in a peer reviewed journal, a case-control study of the health status of residents living within 2km of the Makara windfarm. Health related quality of life (HRQoL) was measured using the WHO QOL-BREF which has four subscales, physical, including sleep, psychological, social and environmental. The questionnaire was disguised as a general health survey by adding questions on neighbourhood problems, amenity and noise and air pollution annoyance as distractors.

34% (39) of those living within 2km of the Makara turbines responded and were compared with 158 subjects from a socio-economic matched group who lived at least 8km from a turbine. Examination of a map of the area



(Shepherd 2011, page 335) shows that the residences are between 800m and 2km from the turbines, the mean being about 1.4km. While noise levels were not measured simultaneously with the study, earlier measurements showed outdoor noise levels of between 20 and 50dBA  $L_{95(10min)}$  depending on meteorological conditions.

The turbine group had significantly lower ( $P = 0.017$ ) mean physical HRQOL domain scores than the comparison group. This was due to a difference in perceived sleep quality between the two areas ( $P = 0.006$ ) and between self-reported energy levels ( $P = 0.028$ ). The turbine group had significantly lower ( $P = 0.018$ ) environmental QOL scores than the comparison group. The turbine group considered their environment to be less healthy ( $P < 0.007$ ) and were less satisfied with the conditions of their living space ( $P = 0.031$ ). Thirdly, mean ratings for an overall quality of life item was significantly lower ( $P = 0.019$ ) in the turbine group.

There were no differences between groups for traffic or neighbourhood annoyance. A comparison between ratings of turbine noise was not possible, but the mean annoyance rating for turbine group individuals who specifically identified wind turbine noise as annoying ( $n=23$ ) was 4.59 (SD = 0.65), indicating that the turbine noise was perceived as extremely annoying.

This carefully conducted, controlled peer-reviewed study clearly demonstrates that living within 2km of wind turbines is harmful to health. To quote the authors: *“Demonstrably, our data have also captured the effects of wind turbine noise on sleep, reinforcing previous studies suggesting that the acoustic characteristics of turbine noise are well suited to disturb the sleep of exposed individuals.”* and *“..we conclude that night-time wind turbine noise limits should be set conservatively to minimise harm and, on the basis of our data, suggest that setback distances need to be greater than 2km in hilly terrain.”*

- 3.5.3. Botha (2011) reports on sound monitoring carried out at the Makara wind farm. He notes that noise complaints were received immediately after the site became operational in 2009. The operators adjusted the turbines to reduce the tonal character of the noise shortly thereafter. Botha states that the sound levels recorded were within those permitted by the then current New Zealand standard. It is important to note that Shepherd's study was conducted **after** the adjustments to the turbines that were intended to eliminate noise complaints and that the sleep and health impairments occurred at levels permitted by NZ standards.
- 3.5.4. Nissenbaum (2010) has presented the preliminary results of a study of residents living downwind and within 300-1100m (mean 800m) of a wind farm at Mars Hill, Maine, USA. The 28 1.5MW turbines are sited on a 200m high ridge overlooking the homes. 22 of about 35 adult residents have been interviewed so far and compared with a randomly selected control group living a mean 6km away. 18/22 reported new or worsened sleep onset disturbance at least twice a week, for 9 at least 5 times per week (controls 1/28). 8/22 reported new or worsened headaches (controls 1/28) and 18/22 reported new or worsened mental health symptoms (stress 12/22, anger 18/22, anxiety 8/22, hopelessness 12/22, depression 10/22) (controls 0/28).

The 22 subjects received 15 new or increased prescriptions from their physicians in the 18 months between the start of turbine operation and the study, the majority for psychoactive medication (controls 4 prescriptions, none for psychoactive medication). 21/22 reported reduced quality of life and 20/22 considered moving away (controls 0/28 for both).

As a result of the complaints, noise monitoring during turbine operation was undertaken at the community test sites at which background noise monitoring and calculated turbine noise levels had been derived during the planning stage. The residents surveyed generally lived between the 40-45dB contours, two lived within the 45-50dB contours. Noise control regulations in Maine call for test sites to be more than 500ft from

“protected properties”. Six test sites are relevant to the study group and the results are given below.

Site No.	Model estimate (dB)	Range of measured sound levels (dB)
1	51	42-52
5	39	39-40
6	43	39-45
6A	42	38-44
7	40	39-44
8	47.5	41-50

It can be seen that model estimates generally underestimated the actual noise levels by between 1 and 4dB. Exceedances of ETSU-R-97 night time levels of 43dB are generally small, 1-2dB and only exceed by 7-9dB at the two closest sites. It is clear that the majority of residents were living at distances and sound levels that would be permitted under ETSU-R-97 but nevertheless report high levels of sleep disturbance and health impairment.

The study may be criticised for it’s relatively small numbers of subjects but the presence of a control group, well matched for age and gender, adds considerable power. All differences between the groups are statistically highly significant. The turbine noise levels may be enhanced by the high concentration of turbines and the geography but the severe sleep disturbance, psychiatric symptomatology and increased medication requirement in the study group confirms the potential of wind turbine noise to adversely affect health at distances claimed to be safe.

3.5.5. A second study (Nissenbaum et al. 2011) was conducted at two sites, Mars Hill and Vinalhaven, Maine, USA. In contrast to Mars Hill, the Vinalhaven site comprises three 2.5MW turbines on a flat tree covered island.

A questionnaire was offered to all residents meeting inclusion criteria living within 1.5 km of an IWT and to a random sample of residents meeting inclusion criteria living 3 to 7 km from an IWT between March and July of 2010. The questionnaire comprised validated instruments relating to mental and physical health (SF-36v2) (QualityMetric Inc.), sleep disturbance (Pittsburgh Sleep Quality Index (PSQI) and the Epworth Sleepiness Scale (ESS), in addition to headache functional inquiry questions and a series of attitudinal questions relating specifically to changes with exposure to IWT noise. The PSQI asks a series of questions about sleep and daytime functioning over the preceding few weeks to give an overall score of sleep quality. The ESS asks subjects to rate their likelihood, over the past few weeks, of falling asleep in eight situations on a 0-3 scale. A typical score is about 5 and scores >10 are deemed significantly sleepy.

33 and 32 adults were identified as living within 1,500 m of the nearest IWT at the Mars Hill (mean. 805 m, range 390-1,400) and Vinalhaven sites (mean 771 m range 375-1,000) respectively. 23 and 15 adults at the Mars Hill and Vinalhaven sites respectively completed questionnaires. Recruitment of control group participants continued to approximately the same number as study group participants, 25 and 16 for Mars Hill and Vinalhaven respectively.

There were no significant differences between the groups with respect to household size, age, or gender.

#### Demographic data

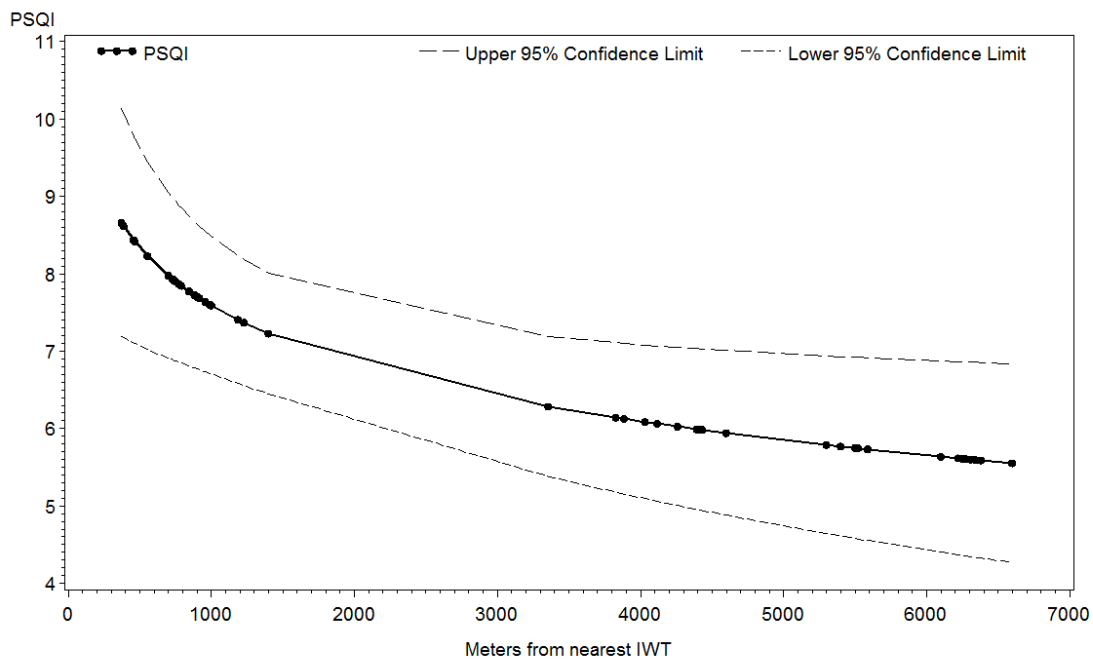
Parameter	Distance range from residence to nearest IWT (mean) in meters			
	375-750 (601)	751-1,400 (964)	3,300-5,000 (4,181)	5,300-6,600(5,800)
Sample size	18	20	14	27
Household clusters	11	12	10	23
Mean age	50	57	65	58
Male/Female	10/8	12/8	7/7	11/16

The study group had worse sleep as evidenced by significantly higher mean PSQI and ESS scores and a greater number with PSQI >5 (Table 2). More subjects in the study group had ESS scores >10 but the difference did not reach statistical significance ( $p=0.1313$ ). The study group had worse mental health as evidenced by significantly higher mean mental component score of the SF36. There was no difference in the physical component scores.

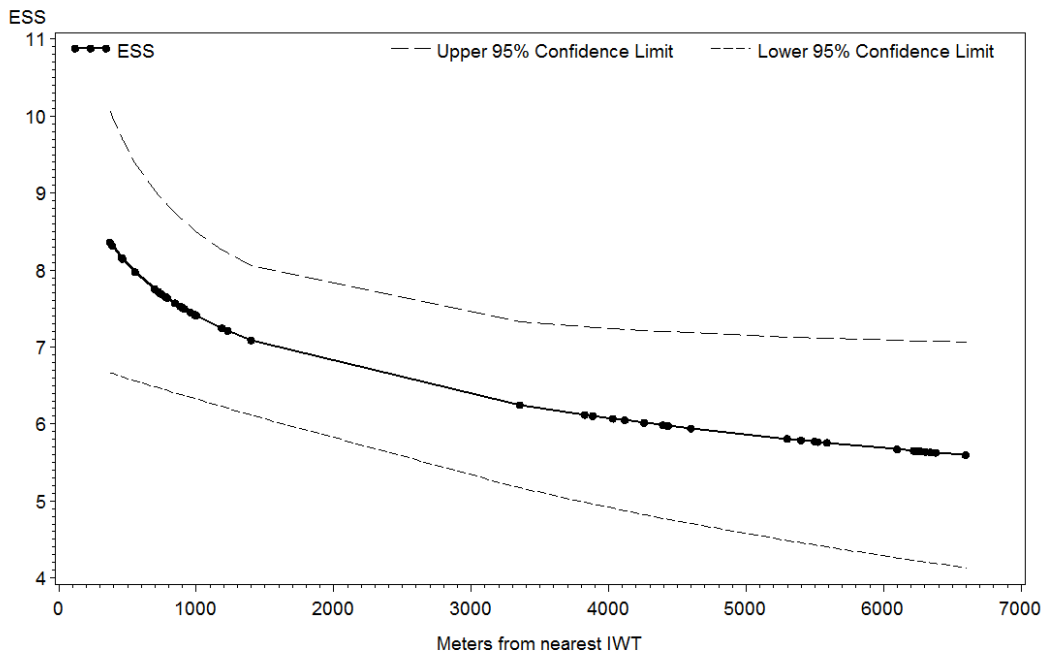
### Sleep and mental health parameters

Parameter	Distance to IWT: Range (mean) m		p
	375-1,400 (792)	3,000-6,600 (5,248)	
PSQI Mean (LSmean)	7.8 (7.6)	6.0 (5.9)	0.0461
% PSQI >5	65.8	43.9	0.0745
ESS Mean (LSmean)	7.8 (7.9)	5.7 (5.7)	0.0322
% ESS >10	23.7	9.8	0.1313
SF36 MCS Mean (LSmean)	42.0 (42.1)	52.9 (52.6)	0.0021

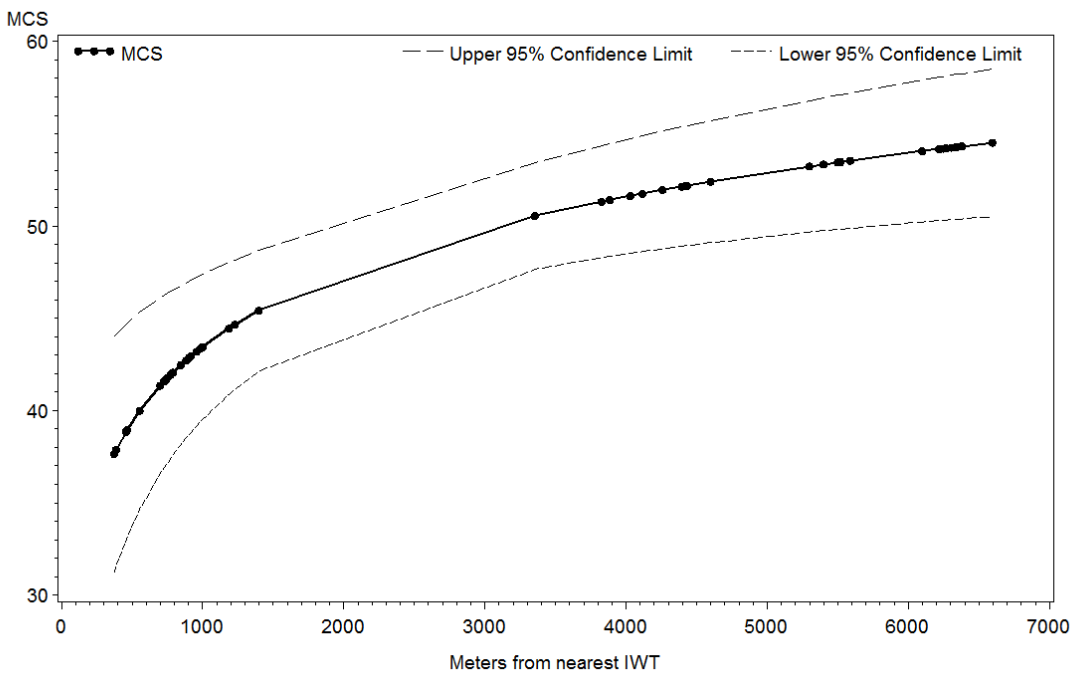
ESS, PSQI and SF36 scores were modeled against distance from the nearest IWT using the equation:  $\text{Score} = \ln(\text{distance}) + \text{gender} + \text{age} + \text{site}$  [controlled for household clustering] and are shown in Graphs 1-3. In all cases, there was a clear and significant relationship with the effect diminishing with increasing distance from the IWT.



Graph 1. Modeled PSQI vs Distance. (mean, 95 % confidence limits), p-value=0.0198



Graph 2. Modeled ESS vs Distance (mean, 95 % confidence limits), p-value=0.0331



Graph 3. Modeled SF36 MCS vs Distance (mean, 95 % confidence limits), p-value=0.0014

Those living within 1.4km of IWT suffered sleep disruption which is sufficiently severe as to affect their daytime functioning and mental health.

Both the ESS and PSQI are averaged measures, i.e. they ask the subject to assess their daytime sleepiness and sleep quality respectively, over a period of several weeks leading up to the present. For the ESS to increase, sleep must have been shortened or fragmented to a sufficient degree on sufficient nights for normal compensatory mechanisms to have been overcome. It must be concluded that at least some of the residents living near the Vinalhaven and Mars Hill IWT installations have suffered serious harm to their sleep and health.

Both studies have been submitted for publication in peer reviewed journals and have been presented at a major international meeting on noise and health, ICBEN 2011. Peer review by the organising committee of the meeting led to acceptance and allocation to oral presentation rather than poster presentation. In addition, the data was presented as evidence to the Kent Breeze Environmental Review Tribunal, Ontario, Canada where it was subjected to intense scrutiny by experts commissioned by the developers, Suncor, and the Ontario Ministry of the Environment. This scrutiny exceeded by a considerable margin the degree of peer-review undertaken by academic journals which rarely, if ever, examine the raw data and the calculations as occurred here. The tribunal concluded: *“This case has successfully shown that the debate should not be simplified to one about whether wind turbines can cause harm to humans. The evidence presented to the Tribunal demonstrates that they can, if facilities are placed too close to residents. The debate has now evolved to one of degree.”* (p. 207).

The Tribunal was required to find that “serious” harm be caused to receptors, a requirement of Ontario law, before allowing the appeal. While it was convinced that harm occurs, it could not be persuaded that it met the definition of “serious”. The windfarm commenced operations in May 2011 and the first law suit by residents has already been filed (Seglins 2011). The affected family who live 1.1km from the turbines claim *“the wind turbines have caused debilitating vertigo, sleep disturbance, headaches and ringing in the ears, as well as stress, depression and even suicidal thoughts.”*

3.5.5. The weight of evidence from investigations of the effects of wind turbine noise on sleep and health is conclusive that it causes adverse effects at distances of at least 1.5km.

### **3.6. Conclusions**

3.6.1. It is abundantly clear that wind turbine noise adversely effects sleep and health at setback distances and noise levels permitted by ETSU-R-97. There is no evidence at all that wind turbines are safe at these distances and noise levels, not a single study. In contrast there is an increasing volume of studies outlined here to the contrary.

3.6.2. My recommendation for a minimum setback of 1.5km is based upon the available evidence. All of the relevant studies have been of communities exposed to a single wind farm. A considerably greater setback will be appropriate for those receptors whose properties have wind turbines on two or more sides of their homes. Not only will such receptors likely to be subject to higher cumulative noise levels but changes in wind direction will bring no respite and they will be at greater risk to sleep and health.

## **4. ETSU-R-97**

### **4.1. ETSU-R-97**

4.1.1. ETSU-R-97 does not adequately protect the public from the impacts of wind turbine noise. Those framing the guidance got it wrong. The document admits that the permitted noise levels were selected so as not to unduly fetter the introduction of wind energy into electricity generation. The evidence presented above shows that they erred. Wind turbine size has increased since ETSU-R-97 was published which may be contributory.

4.1.2. A DTI report by the Hayes McKenzie Partnership (HMP) published in 2006 investigated low frequency noise at three UK wind farms (DTI 2006). The



published conclusions were that all was well with ETSU-R-97. However, draft versions of the report (DTI 2006a,b,c) came to light as a result of Freedom of Information requests. They show that HMP had recommended a reduction of the ETSU-R-97 permitted night time limits to 38dB LA90 (40dB LAeq) in the absence of AM with a further penalty of up to 5dB in the presence of modulation. These recommendations were removed from the final version of the report. No scientific explanation for their removal seems to have been offered. It was stated in the draft:

*“The analysis of the external and internal noise levels indicates that it may be appropriate to re-visit the issue of the absolute night-time noise criterion specified within ETSU-R-97. To provide protection to wind farm neighbours, it would seem appropriate to reduce the absolute noise criterion for periods when background noise levels are low. In the absence of high levels of modulation, then a level of 38 dB LA90 (40 dB LAeq) will reduce levels to an internal noise level which lies around or below 30 dB LAeq with windows open for ventilation. In the presence of high levels of aerodynamic modulation of the incident noise, then a correction for the presence of the noise should be considered.”*

Similarly, references to WHO guidance for the protection of sleep disturbance which supported HMP’s recommendations for a reduction in ETSU-R-97 night time noise limits were removed from the drafts. It was stated:

*“If one takes the guidance within the WHO for the protection against sleep disturbance of 30dB LAeq, and apply a 5 dB correction for the presence of high levels of [aerodynamic] modulation within the incident noise, then this gives rise to an internal noise criterion of 25dB LAeq. Based upon the measured building attenuation performances at Site 1 & 2, then an external level between 35 – 40dB LAeq (33-38 dB LA90) would provide sufficient protection to neighbouring occupants to minimise the risk of disturbance from the modulation of aerodynamic noise.”*

- 4.1.3. The inadequacy of ETSU-R-97 is supported by others. Many expert acousticians have severely criticised ETSU-R-97, not least Mr Dick Bowdler (Bowdler 2005), a former member of the Government's Noise Working Group considering ETSU-R-97. A number of Her Majesty's Inspectors have been equally critical, not least Mr Andrew Pykett and Ms Elizabeth Ord. The original recommendations by HMP, at least one of whose employees sat on the NWG, for a reduction in the ETSU-R-97 night time noise limits to 33-38dBA suggests very strongly that it is inappropriate to continue to rely on ETSU-R-97 as presently formulated.
- 4.1.4. A recent authoritative review of ETSU-R-97, *Where ETSU is silent* (Cox et al., 2012) shows how the inadequacies of ETSU, particularly in the measurement of background noise, allowance for wind shear, calculation of turbine noise levels, allowance for tolerances in calculations and allowance for excessive amplitude modulation have conspired to permit turbines too close to residences for the well being of the residents. The authors recommend a setback of at least 2km. This review provides ample evidence as to why ETSU-R-97 should be disregarded.
- 4.1.5. Government policy is that ETSU-R-97 should be used for the assessment of the likely impact of wind turbine noise and this was restated in a 2007 policy statement. Developers will often assert that, as it is government policy, ETSU-R-97 may not be questioned. However, as Mr Justice Mitting stated in a judicial review brought by the Renewable Energy Foundation (CO/9686/2007): *"It will always be open to any objector to an application for permission to develop a site as a windfarm, to contend that the Statement is technically inadequate or erroneous."* David Forsdick, of Landmark Chambers, a leading barrister with particular expertise in planning matters, stated, at a seminar on renewable energy on the 1<sup>st</sup> October 2008 (Forsdick 2008):

*"...., general policy and guidance cannot prevent consideration of:*

*a. the specific facts of an individual case;*

*b. scientific information which suggests that the general methodology may need to be adjusted on the facts of an individual case; or*

*c. actual experience elsewhere on the ground which shows that the government approved methodology does not always accurately predict the impacts.*

*Thus, whilst it is undoubtedly true that it is not for parties to an inquiry to question the merits of government policy, their evidence on the matters in the previous paragraph is plainly capable of constituting “other material considerations” which the decision maker has to take into account and, in an appropriate case, reach a conclusion on.*

4.1.6. It would seem logical that the specific facts of an individual case would include the presence of particularly sensitive receptors. It is known that about 15% of the population is noise sensitive and that they are more likely to found in quiet rural areas such as Northumberland. Given the usual population within 1.5km of the proposed turbines, it is certain that such receptors will be present.

## **4.2. Conclusions**

4.2.1. It is clear that ETSU-R-97 is “*technically inadequate and erroneous*”. It does not provide adequate protection to the sleep quality and health of receptors. It may therefore be disregarded and a planning authority may enforce such restrictions as it feels are supported by evidence. The evidence presented here is that a minimum setback of 1.5km is appropriate for large industrial wind turbines

## **5. Conclusions**

### **5.1. General Conclusions**

There is no published experimental evidence that wind turbines are safe with respect to sleep disturbance and health at the distances and noise levels permitted by ETSU-R-97. Not a single paper can be offered, merely unsubstantiated assertions and assumptions. In contrast, there is good evidence, described above, that those receptors living within 1.5km of the proposed turbines are at significant risk of disturbance to their sleep and consequent effects on their health.

The evidence presented constitutes material evidence why it is entirely reasonable for any Planning Authority to enforce a mandatory setback distance on the grounds of noise and health. In my expert opinion, that setback should be a minimum of 1.5km.

### **5.2. Consultation questions**

5.2.1 Question 58: I disagree with the Council's approach to contributing to the delivery of renewable energy particularly with regard to criterion a: "The anticipated effects resulting from development, construction and operation such as air quality, atmospheric emissions, noise, odour, water pollution and the disposal of waste." The noise emitted from industrial wind turbines and the need for setbacks of at least 1.5km makes wind energy inappropriate for the great majority of the County of Northumberland.

5.2.2 Question 61: The Core strategy must contain mandatory minimum setback distances of large scale industrial wind turbines from residential properties and other sensitive developments. The evidence presented here makes it clear that current guidance does not adequately protect residents. A distance of at least 1.5km is recommended.

## 6. Bibliography

- Barregard L, Bonde E and Ohrstrom E. 2009. Risk of hypertension from exposure to road traffic noise in a population based sample. *Occup. Environ. Med.* 66:410-415.
- Basner M, Glatz C, Griefahn B, Penzel T, Samel A. 2008a. Aircraft noise: Effects on macro- and microstructure of sleep. *Sleep Medicine*, 9 (4): 382-387
- Basner M. 2008b. Nocturnal aircraft noise exposure increases objectively assessed daytime sleepiness. *Journal of Sleep Research* 17:Supplement 1;P512
- Basner M, Muller U and Elmenhorst E. (2011) Single and combined effects of air, road, and rail traffic noise on sleep and recuperation. *Sleep*. 34:11-23.
- Belojevic G et al. 2008. Urban road traffic noise and blood pressure and heart rate in preschool children. *Environment International*. 34:226-231
- Bolin K., 2009. Wind Turbine Noise and Natural Sounds-Masking, Propagation and Modeling. Doctoral Thesis. Royal Institute of Technology, Stockholm.
- Boselli M et al. 1998. Effect of age on EEG arousals in normal sleep. *Sleep*, 21 (4): 351-357
- Botha P. 2011. Lessons learned from long-term monitoring at Project West Wind. Proceedings of the Fourth International Meeting on Wind Turbine Noise. Rome. 12-14 April 2011.
- Bowdler D. 2005. ETSU-R-97: why it is wrong. New Acoustics. [www.newacoustics.co.uk](http://www.newacoustics.co.uk)
- Bowdler D. 2008. Amplitude Modulation of Wind Turbine Noise. A Review of the Evidence. New Acoustics. [www.newacoustics.co.uk](http://www.newacoustics.co.uk)
- Bruck D et al. 2009. How does the pitch and pattern of a signal affect auditory arousal? *Journal of Sleep Research* 18:196-203
- Colby et al. 2009. Wind Turbine Sound and Health Effects; An Expert Panel Review. American and Canadian Wind Energy Associations.
- Cox R, Unwin D, Sherman T. 2012. Wind Turbine Noise Impact Assessment Where ETSU is Silent. <http://www.cumbriawindwatch.co.uk/blog/2012/07/where-etsu-is-silent-windfarm-noise-assessment/>
- Danaher D. 2012. Family “demented” by wind turbine noise. *The Clare Champion*. Feb 14<sup>th</sup> 2012.
- Dang-Vu et al. 2010. Spontaneous brain rhythms predict sleep stability in the face of noise. *Current Biology*. 20:R626-7.

Davis J and Davis S. Noise pollution from wind turbines – living with amplitude modulation, low frequency emissions and sleep deprivation. *Wind Turbine Noise* 2007.

de Kluizenaar, Y et al. 2009. Long-term road traffic noise exposure is associated with an increase in morning tiredness. *J Acoust Soc Am* 126:626-33

DTI. 2006. The Measurement of Low Frequency Noise at Three UK Wind Farms – W/45/00656/00/00 – Hayes McKenzie Partnership. Plus draft reports 2006a, b, c.

Flindell IH, Stallen PM. 1999. Non-acoustical factors in environmental noise. *Noise Health*;1:11-6

Forsdick D. 2008 Noise and wind turbine proposals. Renewable Energy Seminar paper, 1st October 2008. [http://www.landmarkchambers.co.uk/\\_data/assets/pdf\\_file/0004/32539/3.2\\_Noise\\_\\_and\\_\\_Wind\\_Turbines.pdf](http://www.landmarkchambers.co.uk/_data/assets/pdf_file/0004/32539/3.2_Noise__and__Wind_Turbines.pdf)

Frey BJ. and Hadden PJ. 2012. Wind turbines and proximity to homes: The impact of wind turbines on health. [http://www.windvigilance.com/Frey\\_Hadden\\_WT\\_noise\\_health\\_01Jan2012.pdf](http://www.windvigilance.com/Frey_Hadden_WT_noise_health_01Jan2012.pdf)

Gohlke JM et al. 2008. Health, economy and environment: sustainable energy choices for a nation. *Environmental Health Perspectives*. 116:A236-7

Griefahn B; et al. 2008. Autonomic arousals related to traffic noise during sleep. *Sleep*. 31:569-577.

Hanning C. 2010. Wind turbine noise, sleep and health. <http://www.windvigilance.com/about-adverse-health-effects/wind-turbine-noise-sleep-and-health-by-dr-hanning>

Hanning C. and Evans A. 2012. Wind turbine noise. *BMJ*. 344:e1527

Harry A. 2007. Wind turbines, noise and health. [www.savewesternny.org/pdf/wtnoise\\_health\\_2007\\_a\\_barry.pdf](http://www.savewesternny.org/pdf/wtnoise_health_2007_a_barry.pdf)

Hayes M. 2007. Affidavit in reply. Makara Wind Farm. New Zealand Environmental Court. W59/2007

Jarup L et al. 2008. Hypertension and Exposure to Noise Near Airports: the HYENA Study. *Environmental Health Perspectives*. 116:329–333

Krogh, C, et al. 2011. WindVOiCe, a Self-Reporting Survey: Adverse Health Effects, Industrial Wind Turbines, and the Need for Vigilance Monitoring. *Bull Sci Tech Soc*. ;31: 334

Martin SE. et al. 1997. The effect of nonvisible sleep fragmentation on daytime function. *American Journal of Respiratory and Critical Care Medicine*, 155 (5): 1596-1601

Muzet A, Miedema H. 2005. Short-term effects of transportation noise on sleep with specific attention to mechanisms and possible health impact. Draft paper presented at the Third Meeting on Night Noise Guidelines, WHO European Center

for Environment and Health, Lisbon, Portugal 26-28 April 2005. Pp. 5-7 in *Report on the Third Meeting on Night Noise Guidelines*, available at: [http://www.euro.who.int/Document/NOH/3rd\\_NNG\\_final\\_rep\\_rev.pdf](http://www.euro.who.int/Document/NOH/3rd_NNG_final_rep_rev.pdf).

Nelson D. 2007. Perceived loudness of wind turbine noise in the presence of ambient sound. Second International Meeting on Wind Turbine Noise. Lyon, France.

New Zealand Standards. 2009. Acoustics – Wind farm noise DZ6808/v2.4 Committee: 6808

Nissenbaum M. 2010. Mars Hill study, preliminary results. [http://www.windvigilance.com/mars\\_hill.aspx](http://www.windvigilance.com/mars_hill.aspx)

Nissenbaum M, Aramini J, Hanning C. 2011. Adverse health effects of industrial wind turbines: a preliminary report. Proceedings of 10th International Congress on Noise as a Public Health Problem (ICBEN) 2011, London, UK.

Pedersen E and Persson Waye K. 2003. “Perception and annoyance of wind turbine noise in a flat landscape”, Proceedings of Internoise 2002, Dearborn

Pedersen E and Persson Waye K. 2004. Perception and annoyance due to wind turbine noise—a dose-response relationship *J. Acoust. Soc. Am.* 116 3460–347

Pedersen E and Persson Waye K. 2007 Wind turbine noise, annoyance and self-reported health and well-being in different living environments *Occup. Environ. Med.* 64;480–6

Pedersen E. and Persson Waye K. 2008. Wind turbines – low level noise sources interfering with restoration? *Environmental Research Letters.* 3:015002

Pedersen E. 2009a. Effects of wind turbine noise on humans. Third International Meeting on Wind Turbine Noise, Aalborg 17-19 June 2009.

Pedersen E et al. 2009b. Response to noise from modern wind farms in The Netherlands. *J Acoust. Soc. Am.* 126:634-643.

Pedersen E, van den Berg F, Bakker R, Bouma J. 2010. Can road traffic mask sound from wind turbines? Response to wind turbine sound at different levels of road traffic sound. *Energy Policy* 38:2520-7

Phillips C. 2011. Properly interpreting the epidemiologic evidence about the health effects of industrial wind turbines on nearby residents. *Bull Sci Tech Soc* 31:303-8.

Phipps R et al. 2007. Visual and noise effects reported by residents living close to Manawatu wind farms: preliminary survey results. Evidence to the Joint Commissioners, 8th-26th March 2007, Palmerston North

Phipps R. 2007a. Evidence of Dr Robyn Phipps, In the Matter of Moturimu Wind Farm Application heard before the Joint Commissioners 8th – 26th March 2007 Palmerston North

Pierpont N. 2009. Wind Turbine Syndrome: A Report on a Natural Experiment. K Selected Publications. Santa Fe, New Mexico.

Pirrerera S, De Valck E, Cluydts R. 2009. Nocturnal road traffic noise and sleep quality: Habituation effects assessed in a test-retest field situation. *Sleep* 32:A422.

Saremi M et al. 2008. Sleep related arousals caused by different types of train. *Journal of Sleep Research* 17:Supplement 1;P394

Seglins D and Nicol J. 2011. Ontario family sues Suncor, alleging health problems, CBC News: <http://www.cbc.ca/news/health/story/2011/09/21/seglins-windfarms.html>

Selander J et al. 2009. Long term exposure to road traffic noise and myocardial infarction. *Epidemiology*. 20:272-279

Shepherd D. 2010. Wind turbine noise and health in the New Zealand context. In: Rapley, B. I. and Bakker, H. H. C., Sound, Noise, Flicker and the Human Perception of Wind Farm Activity. Atkinson & Rapley Consulting Ltd, Palmerston

Shepherd D, McBride D, Welch D, Dirks K, Hill E. 2011. Evaluating the impact of wind turbine noise on health related quality of life. *Noise Health* 13:333-9.

Solet, J. M., et al. (2010). Evidence-based design meets evidence-based medicine: The sound sleep study. Concord, CA: The Center for Health Design

Stigwood M. 2008. Evidence to the Public Enquiry into the proposed North Dover Wind Park. PINS Ref: APP/X2220/A/08/2071880/NWF.

Thorne R. 2011. The Problems With “Noise Numbers” for Wind Farm Noise Assessment. *Bulletin of Science Technology Society*. 31:262-290

van den Berg GP. 2004. Effects of the wind profile at night on wind turbine sound. *Journal of Sound and Vibration*. 277:955-970

van den Berg G P., et al. 2008. WINDFARMperception. Visual and acoustic impact of wind turbine farms on residents. FP6-2005-Science-and-Society-20. Specific Support Action Project no. 044628

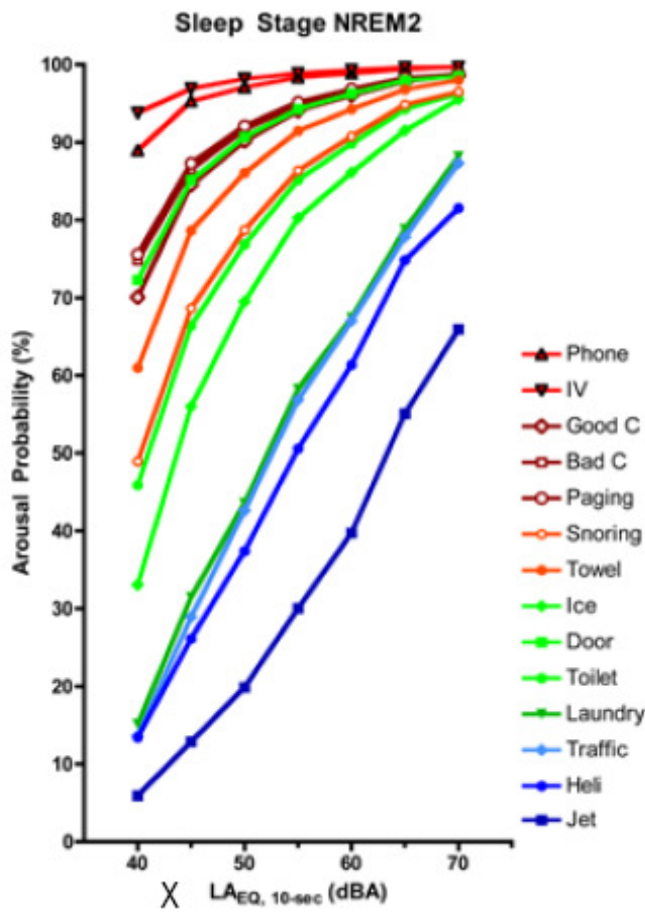
Van Hee VC et al. 2009. Exposure to traffic and left ventricular mass and function. The Multi-ethnic study of atherosclerosis (MESA). *Am J Respir Crit Care Med*. 179:827-834.

World Health Organisation. 2009. Night noise guidelines for Europe. Copenhagen.

World Health Organisation. 2011. Burden of disease from environmental noise: Quantification of healthy life years lost in Europe. WHO Regional Office for Europe, Copenhagen.

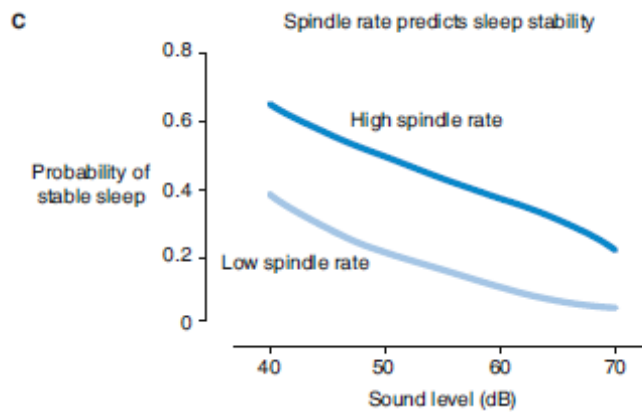


**Figure 1.** Arousal probability threshold curve for non-REM2 (light sleep). X axis signifies A-weighted equivalent sound level measured over 10-seconds. From Solet 2010.

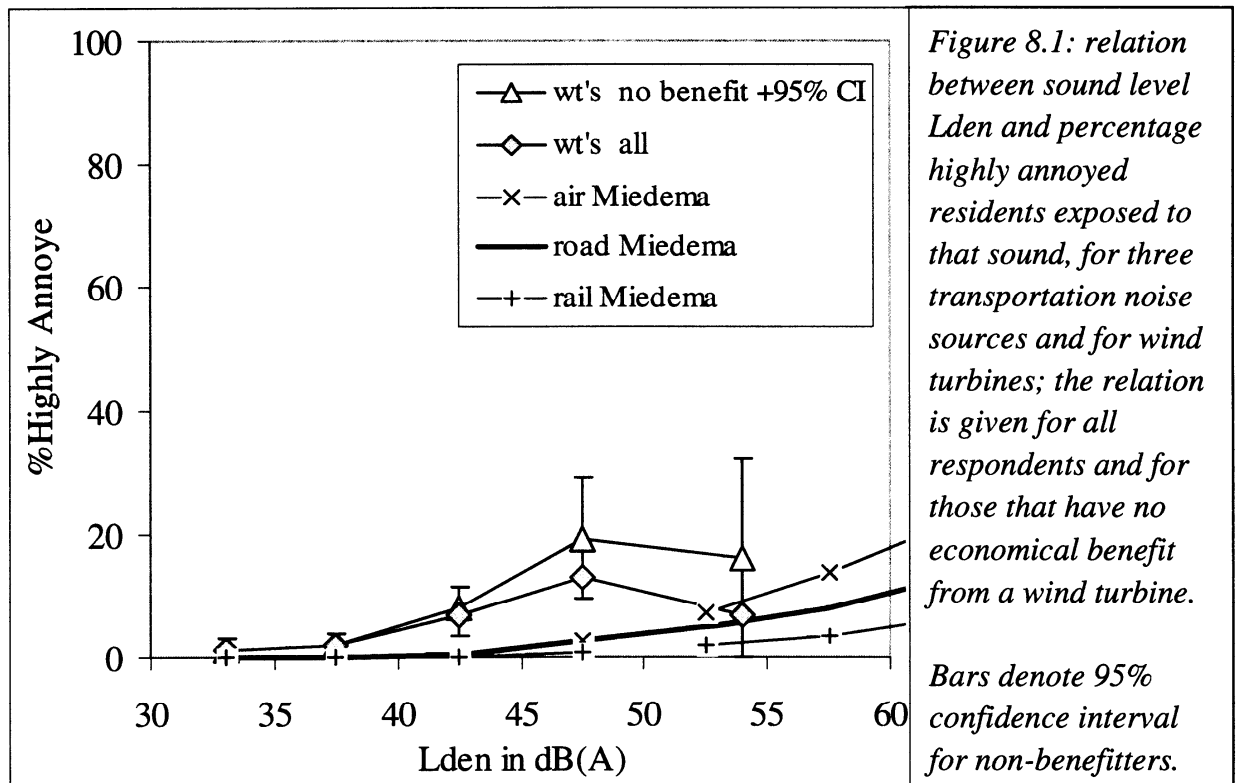


**Figure 2.** Spindle rate and sleep stability. Observations were pooled among subjects in the lower and upper halves of the spindle rate distribution (ranges 4.57-5.44 and 5.58-6.14 spindles/min respectively) based on EEG lead C3 during stage N2. Corresponding sleep survival curves were derived from each pool in stage N2 using the Kaplan-Meier (product-limit) method.

Backward extrapolation of the response curve for low spindle rate subjects shows only a 50% likelihood of stable sleep at noise levels of 35 dB(A) and 75% likelihood for those with high spindle rates. From Dang-Vu et al., 2010

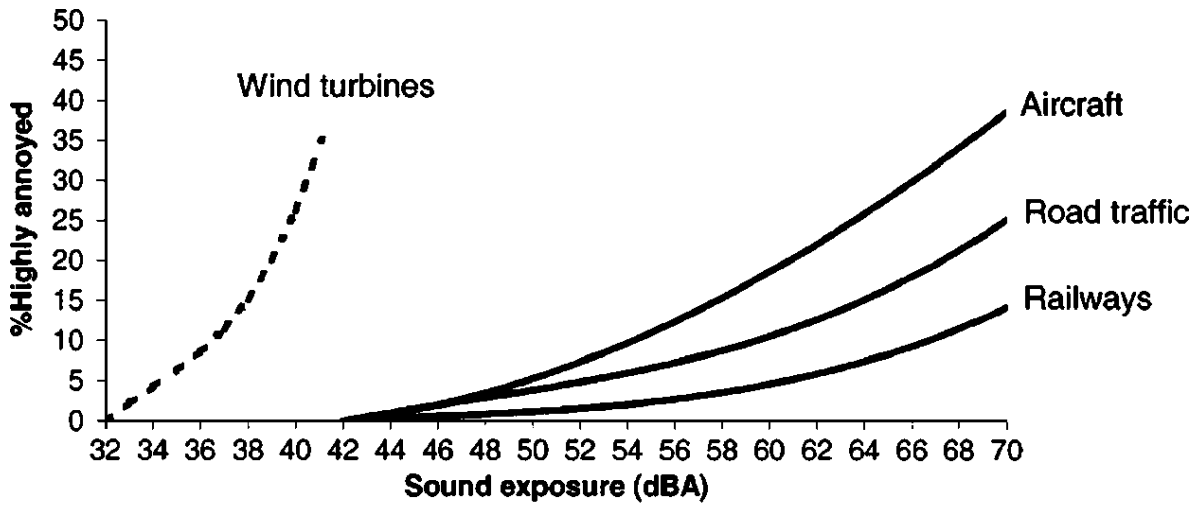


**Figure 3.** Sound level and annoyance for different noise sources (van den Berg 2008)



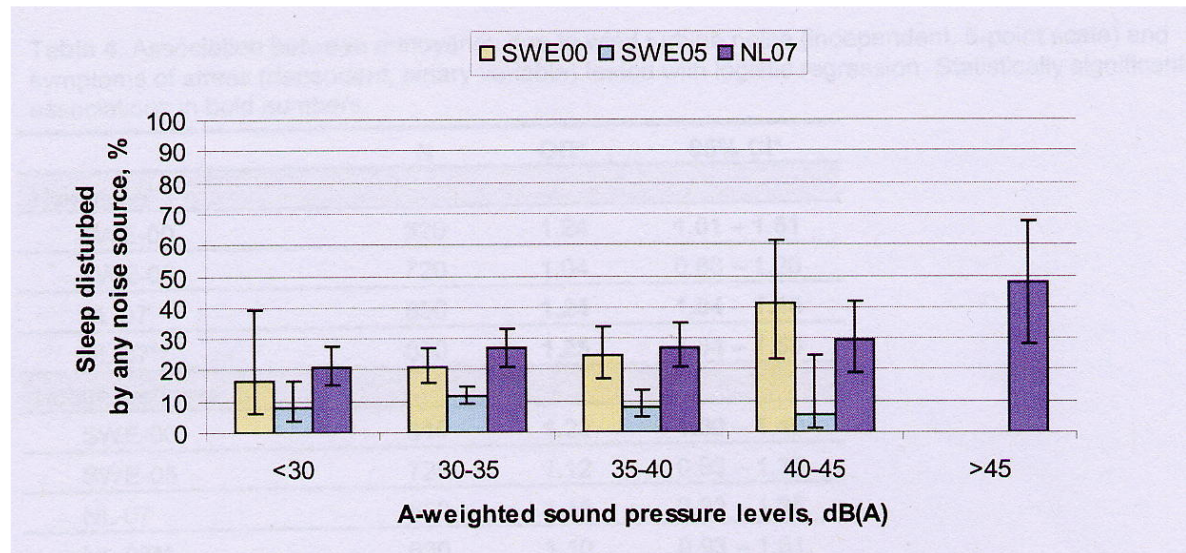
*Figure 8.1: relation between sound level Lden and percentage highly annoyed residents exposed to that sound, for three transportation noise sources and for wind turbines; the relation is given for all respondents and for those that have no economical benefit from a wind turbine. Bars denote 95% confidence interval for non-benefiters.*

**Figure 4. Sound level and annoyance for different noise sources** (Pedersen E and Persson Waye, 2004)



Sound exposure is for wind turbines calculated A-weighted  $L_{eq}$  for a hypothetical time period and for transportation DNL.

**Figure 5. Relationship between A-weighted sound pressure levels (equivalent levels at wind speed 8 m/s, 10 m over the ground) and proportion of respondents disturbed in the sleep by noise in three studies: SWE00 ( $n = 341$ ), SWE05 ( $n = 746$ ) and NL07 (only respondents that did not benefit economically from wind turbines;  $n = 593$ ). (Pedersen 2009)**



**Table I. Response to wind turbine noise outdoors or indoors, proportion of respondents ( $n=708$ ) according to 5-dB(A) sound level intervals, and 95% confidence intervals (95%CI). (From Pedersen 2009a)**

	Predicted A-weighted sound pressure levels dB(A)				
	<30	30–35	35–40	40–45	>45
Outdoors <i>n</i>	178	213	159	93	65
Do not notice (%) (95%CI)	75 (68–81)	46(40–53)	21(16–28)	13 (8–21)	8(3–17)
Notice, but not annoyed (%) (95%CI)	20 (15–27)	36(30–43)	41(34–49)	46 (36–56)	58(46–70)
Slightly annoyed (%) (95%CI)	2 (1–6)	10(7–15)	20 (15–27)	23 (15–32)	22(13–33)
Rather annoyed (%) (95%CI)	1 (0–4)	6(4–10)	12 (8–18)	6 (3–13)	6(2–15)
Very annoyed (%) (95%CI)	1 (0–4)	1(0–4)	6 (3–10)	12 (7–20)	6(2–15)
Indoors, <i>n</i>	178	203	159	94	65
Do not notice (%) (95%CI)	87 (81–91)	73(67–79)	61(53–68)	37 (28–47)	46(35–58)
Notice, but not annoyed (%) (95%CI)	11(7–17)	15(11–20)	22 (16–29)	31(22–31)	38(28–51)
Slightly annoyed (%) (95%CI)	1 (0–4)	8(5–12)	9 (6–15)	16 (10–25)	9(4–19)
Rather annoyed (%) (95%CI)	0 (0–2)	3(1–6)	4 (2–8)	6 (3–13)	5(2–13)
Very annoyed (%) (95%CI)	1 (0–4)	1(0–4)	4 (2–8)	10 (5–17)	2(0–8)

**Table II. Recommendations for setback of residential properties from industrial wind turbines**

Note 1. The 2km limit from edges of towns and villages seems to have been set more for visual than noise reasons

Note 2. Dixsaut and colleagues (2009) report a review of this recommendation by AFSSET. They concluded that the 1.5km setback was “not relevant” and would compromise wind park development.

Authority	Year	Notes	Recommendation	
			Miles	Kilometres
Frey & Hadden	2007	Scientists. Turbines >2MW	>1.24	>2
Frey & Hadden	2007	Scientists. Turbines <2MW	1.24	2
Harry	2007	UK Physician	1.5	2.4
Pierpont	2008	US Physician	1.5	2.4
Welsh Affairs Select Committee	1994	Recommendation for smaller turbines	0.93	1.5
Scottish Executive	2007	See note 1.	1.24	2
Adams	2008	US Lawyer	1.55	2.5
Bowdler	2007	UK Noise engineer	1.24	2
French National Academy of Medicine	2006	French physicians See note 2	0.93	1.5
The Noise Association	2006	UK scientists	1	1.6
Kamperman & James	2008	US Noise engineers	>.62	>1

Kamperman	2008	US Noise engineer	>1.24	>2
Bennett	2008	NZ Scientist	>0.93	>1.5
Acoustic Ecology Institute	2009	US Noise engineer	0.93	1.5
NSW General Purpose Standing Committee	2009	Legislators	1.24	2
Thorne	2010	Aus/NZ acoustician	1.24	2
Horonjeff	2010	US acoustician	1.5-2	2.4-3.2
Cox et al.	2012	UK scientists	1.24	2